

Water Meters / Threaded Maintenance and Repair Manual



EN

Introduction

This user's manual contains Rules, Information, Suggestions, Warranty Certificate that are useful for the installation of water meters manufactured by TURKOGLU WATER METERS. Installation, commissioning and maintenance must be carried out by qualified personnel who have already read and understood these operating and installation instructions.

Specifications of Water Meter

- All units and components that form this meter are manufactured in accordance with 2014/32/EU (MID) Measuring Instruments Directive, and following their tests and calibrations in our modern facilities, our company stamped by being found correct and precise within the scope of the EU First Verification and Stamp Authority (Annex Module D).
- Turkuglu Water Meters are appropriate for measuring drinking water consumption and are designed to withstand specific operating pressures and flow rates. Long-term overload may cause irreparable damage to the internal components of the meter. On the other hand, an operating flow rate lower than the minimum flow may not allow an appropriate measurement. It is recommended to follow-up the specifications stated in the data sheets.
- Our water meter in question accurately and precisely measures the volume of water passing through it under defined operating conditions for a period of 10 years that is the periodic stamp term and service life, and records it by taking it into memory.
- At the end of the first verification and stamp period as well as the service life, our water meters must be repaired, set and calibrated again in Laboratories authorized by R.T. Ministry of Industry and Technology and the appropriate ones must be stamped.
- The repairs, settings and calibrations of the meters broken down in environments that do not comply with the defined operating rules and due to water quality must be carried out in authorized laboratories.
- All units that form our meter do not contain any substance that harms human health and the environment.

Handling and Storage

- Water meters are sensitive measuring instruments, and the boxes must not be placed or moved in a way that damages each other during lifting, unloading and handling.
- During the stockpiling of the meter boxes, **maximum 6 boxes** must be placed on top of each other.
- Store meters at a temperature between 5°C and 50°C in a dry place, and avoid frost, heat sources and direct sunlight.

Connection To The Fitting (Installation) and Commissioning The Product

- The fitting to which the meters will be connected must be in an environment that is in compliance with "Defined Operating Conditions".
- Meters must be installed according to the direction of the flow and "arrow direction on the meter".
- The nominal diameter of the meter and the nominal diameter to which the meter will be connected must be at the same rate.
- Install the meter in the position stated by TURKOGLU WATER METERS, and in accordance with the indicator on the dial of the meter:
H: Meter must be installed in horizontal position. V: Meter must be installed in vertical position.
- If the system is fed with air pressure tank and electro-pump, the source must be at maximum 150 cm away from the meters.
- Before operating the meter, discharge air from the pipes and the meter itself. During commissioning, turn on the ball valve slowly to avoid sudden pressure changes. Finally, please be sure that the meter is working properly and correctly.
- Water inlet and water outlet profile sensitivity classes of our meters are "0 (zero)".
- Installations should also protect your meters against extreme cold and hot environments.

Water Pressure

- (ISO4064-1) Maximum allowable pressure (MAP) is 16. This is displayed on the dial of the meter. If there is no indicator on the dial, the maximum acceptable pressure equals to 10 bar. The minimum acceptable pressure (MAP) displayed on the bottom of the meter must always be higher than 0.3 bar. These values should always be followed.

Pulse, MBUS or WMBUS Systems

- The devices can be equipped with pulse output systems, MBUS or WMBUS systems. For special instructions, please refer to the relevant manuals or request information from the manufacturer company for the subject.

Support for Products

- If the products must be sent to the technical support, contact your dealer, or TURKOGLU WATER METERS after-sales service: support@turkoglugumeters.com

Declaration of Conformity

- Thus with this declaration, TURKOGLU WATER METERS declare that this meter is in compliance with the essential conditions and other relevant provisions of the applicable directives.
Full Declaration of Conformity can be downloaded from (www.turkoglugumeters.com) web site.
- Disposal, a wrong destruction may damage the environment. The components and packages of the device must be disposed in accordance with the national regulations.

WARRANTY CONDITIONS

- The warranty period starts from the date the product is delivered and it is 2 years. (This period cannot be less than 2 years.)
- The entire product, including all its components are included in the warranty.
- If it is understood that the product is faulty, one of the rights included in article 11 of Law Regarding Protection of Consumer Number 6502 that are;
a- Renege on contract, b- Request discount on sale price, c- Request free repair, d- Request the sold product to be replaced with a non-faulty one, can be invoked.
- If the consumer opts for the right of free repair, the seller is obligated to conduct or have conducted the repair of the product without requesting cost of workmanship, replaced parts or any other fee. Consumer can use the right of free repair against the manufacturer or the importer as well. The seller, the manufacturer, and the importer are jointly liable for the exercise of this right of the consumer.
- If the consumer uses the right of free repair and;
- if the product fails again during warranty period,
- if the maximum term necessary to repair is exceeded,
- it is determined that repair is not possible by a report issued by authorized service station, seller, manufacturer or importer; consumer may request the refund of the product cost, a discount amounting to the fault or replacing the product with a non-faulty one, if possible. The seller may not refuse such a claim of the consumer. The seller, the manufacturer, and the importer are jointly liable in the event that this claim is not met.
- The repair period of the commodity must not exceed 20 business days. This period starts on the date of notification of the commodity related failure to the authorized service station or the seller, if within the warranty term, if not, starts on the date of delivery of the commodity to the authorized service station. In case that the product failure cannot be removed within 10 business days, the manufacturer or importer must provide another commodity with similar specifications until the repair is completed. In case that the commodity fails within the warranty period, the time spent in repair is added to the duration of warranty.
- When the user uses the product faultily (not obeying the instruction manual), then these failures are not under warranty.
- The consumer may apply to the Consumer Arbitration Committee or the Consumer Court located in the place of residence or place of consumer transaction for the conflicts that may result from the exercising of the rights arisen from the warranty.
- If this Warranty Certificate is not given by the seller, the consumer may apply to the Ministry of Trade, General Directorate of Consumer Protection and Market Surveillance.

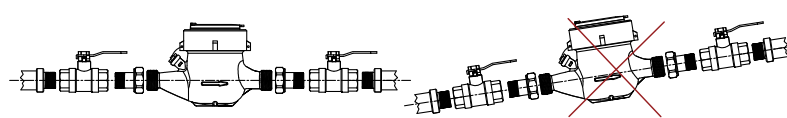
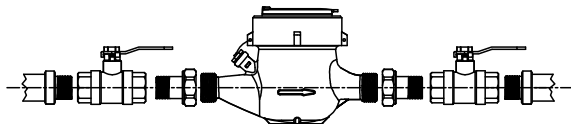
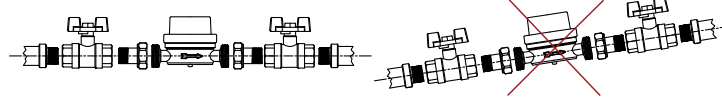
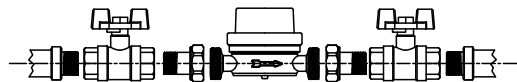
OUT OF WARRANTY CASES

- The failures occurring in meters that are not protected from the negative effects of external atmospheric conditions (such as frost effect, mechanical impact, rain, mud, etc.),
- The failures to occur as a result of foreign substances in the installation and poor water quality,
- The failures to occur as a result of uses above the defined operating temperature,
(The failures to occur as a result of using cold water meters above +50°C,
(The failures to occur as a result of using hot water meters above +90° C.)
- The failures to occur as a result of passing liquids other than water from meters,
- The failures resulting from using the meter contrary to the items stated in the user's manual are **OUT OF WARRANTY**.
- The meter with no safety label and/or stamp specific for the meters are out of warranty.

	AB UYGUNLUK BEYANI (EU DECLARATION OF CONFORMITY)	No: Sıra Seri No / Meter Serial Number
ÜRETİCİ / The Manufacturer	ŞENSOYLAR Klappe Tesisat Malzemeleri Sanayi ve Ticaret Ltd. Şti.	
ADRES / Address	Bakırçılar ve Piriñçiller Sanayi Sitesi Menekşe Cad.No:13 Beyküzü/İSTANBUL	
Telefon / Faks / Phone and Fax	+90 (212) 879 10 30 - 31 — +90 (212) 879 10 32	
Elektronik Ağ / Web and E-Mail	www.turkoglugumeters.com - info@turkoglugumeters.com	
Aşağıda tarif edilen ürünün / The product described below		
ÜRÜNÜN ADI / Product Name	Su sayacı / Water Meter	
Model / Type	1.Sayfada Belirtilmiştir. / Listed on the first page	
Seri No.su / Serial Number	1.Sayfada belirtilmiştir. / Listed on the first page	
Aşağıda Belirtilen Avrupa Mevzuatına / The following European Directives		
Referans No.su / Reference No	Başlık / Title	
2014/32/EU	Ölçü Aletleri Yönetmeliği / Measuring Instrument Directive	
768/2008/EC	Decision No 768/2008/EC of the European Parliament and of the Council of 9 July 2008 on a common framework for the marketing of products,	
EC Tip İnceleme Sertifikası No / EC Type Examination Certificate No	Aşağıdaki Tabloda verilmiştir.	
Modül D için Uygunluk Değerlendirme Kuruluşu ve Modül D No / Conformity Assessment given in the table below for Module D and module D No	MİSCARE ROMANA PENTRU CALITATE RO-2275-18-309	
Onaylanmış Kuruluş Kimlik No / Notified Bodies Identification No	2275	
Model / Type	AB Tip İnceleme Sertifikası No / EC Type Examination Certificate No	Uygunluk Değerlendirme Yapan Kuruluşun Adı / Notified Bodies Name
YİGH W 50-300T	TCM 14214-5157	MİSCARE ROMANA PENTRU CALITATE
ERCYIES MDD 15-50T	TCM 14214-5171	Craiova Str.Panaliu, nr.8.Jud. Dolj
ALTAJ MHD 15-50T	TCM 14214-5170	Country : ROMANIA
KAKCAR MHL 15-50T	TCM 14214-5169	Phone : +40 351 45 1047
OYLAT MHL 15-50T	RO-2275-15287	Fax : +40 251 54 5553
NIL.SHD 15-50T	TCM 14214-5172	Website : www.mrc.ro
MELEN.İL.GİN	T-10642	Notified Body number : 2275
MERCAN MD 15-50T	RO-2275-15286	
ALP	T-10643	
AYDOS.ATLAS.SUPHAN. BARAN.KURE.KINETIC. SILE.RIVA.ERCYIES II.	T-10644	
Üyün olarak üretilmiş beyan ediniz. / We declare that water meters are produced in accordance with		
Üretim Yeri / Production Place	ŞENSOYLAR ADINA – İmza Kaşe	
Beyküzü / İstanbul / Türkiye	/ Signed by the authorization of ŞENSOYLAR	



SU SAYAÇLARI BAKIM, KULLANMA VE MONTAJ TALİMATI GARANTİ BELGESİ VE UYGUNLUK DEKLARASYONU		
Üretici Firma / Manufacturer	Şensoylar Klappe Tesisat Malzemeleri Sanayi ve Ticaret Ltd. Şti	
Adres / Address	Bakırçılar ve Piriñçiller Sanayi Sitesi Menekşe Caddesi No:13 Beyküzü/İSTANBUL	
Telefon & Faks / Telephone & Fax	+90 (212) 879 10 30 - 31 — +90 (212) 879 10 32	
Web – E-Mail	www.turkoglugumeters.com - info@turkoglugumeters.com	
Ticaret Sicil No.su / Commercial Register No	388247	
Sanayi Sicil No.su / Industry Register No	579696	
ÜRÜN / PRODUCT		
Cinsi/Type	Su sayacı/Water meter	Garanti Süresi/Guarantee Period (time) 2 Yıl (year)
Markası/Brand	Türkoglu	Azami Tamir Süresi/Max Repair Time 20 iş günü (working days)
SATICI FİRMA / BAYİİ BİLGİLERİ / SELLER COMPANY / DEALER DETAILS		
Ticari Unvanı / Trade Name		
Ticari Adresi / Trade Address		
Telefon & Faks / Telephone & Fax		
Fatura Tarihi / Invoice Date		
Fatura No.su / Invoice No		
Satış tarihi / Sales Date		
İmza & Kaşe / Signature & Stamp		
Yukarıda Boş bırakılan Kısımları "ÜRÜN TESLİMİ" sırasında Satıcı Firma veya bayi tarafından doldurulacaktır. (The spaces left blank above will be filled by the seller or dealer/company during the "product delivery")		
AÇIKLAMA: Bu Garanti Belgesi; 13.06.2014 tarih ve 29029 sayılı Resmî Gazete'de yayımlanarak yürürlüğe giren "GARANTİ BELGESİ YÖNETMELİĞİ" Hükümlerine uygun olarak düzenlenmiştir.		
1383-2275-0122		



▲ Please wear protective gloves before starting to work



▲ Please wear your protective goggles.



*** Have the switches appropriate for use with you at all the times